



ROALD DAHL DAY

13
SEPTEMBER

PARTY PACK 2019



CONTENTS

Celebrate Roald Dahl Day in Style!

- 3. Greetings!
- 4. Invitations
- 5. Party Hats
- 6. Dahlicious Dress-up
- 7. Puffin Schools

Matilda's Marvellous Activities

- 8. Write with Matilda
- 10. Floating Feat
- 11. Matilda's Wonderful Word Quiz
- 12. Scare Miss Trunchbull
- 13. Competition: Matilda's New Classmate
- 15. Book Cover Collage
- 16. Matilda the Musical
- 17. Matilda's Brilliant Bookmarks

Titchy Toddlers

- 18. Roly-Poly Bird
Craft Activity

What's Coming Up . . .

- 20. Watch Out for the
Witches!
- 21. How to Spot
a Witch

Essentials

- 22. Classroom Crafts
with YPO and Pritt
- 23. Certificate



ROALD DAHL DAY 2019

GREETINGS, BRAINBOXES!

This year we're celebrating Matilda! Inside this pack you'll find ideas fit for our very own magical genius, along with a sneak peek at the wicked witches who have some devious plans for 2020. No matter where you're celebrating, you're going to have a marvellous day.

LET THE PARTY BEGIN!



ROALD DAHL DAY 2019

13
SEPTEMBER
2019

#RoaldDahlDay
@Roald_Dahl
www.roalddahl.com



PLANNING YOUR DAY

Miss Honey has some ideas for teachers on how to structure your celebrations in the classroom:



1 Breakfast Club:

- Eat some toast together! (Just like Miss Honey and Matilda!)
- Make your own Roald Dahl Day party hats, page 5.

2 Morning:

- Decorate your classroom door to look like a magical library – Matilda's favourite place to be!
- Time to dress up! Use the Dahlicious dress-up page for ideas!

3 Break time:

- 'What's the time, Miss Trunchbull?' A Matilda spin on the classic, 'What's the time, Mister Wolf?

4 Mid-morning:

- Story time! Read your favourite Roald Dahl story.
- Use the Write with Matilda activity from this pack to get your class's brains fizzing with ideas!

5 Lunch:

- Play hide-and-seek in the playground – with the seekers playing Miss Trunchbull.
- If it's a wet lunch, spend the time making Matilda's brilliant bookmarks, page 17.

6 Afternoon:

- **Competition time!** Use the entry sheet in this pack to enter the Roald Dahl Day competition and win some exciting prizes!
- Tune into a very special Roald Dahl Day show – look out for details coming soon on the Puffin Schools website.


7 Home time!

- Give each chiddler a copy of the Roald Dahl Day certificate to take home with them!

INVITATIONS

Don't forget to send these out at least a week before your party! Include a **letter home** to parents or grown-up human beans to let them know the details of your party and any preparation that they might need to do.

Dear ,
as an **ABSOLUTELY MARVELLOUS KID**,
you are invited to a party
with world-renowned genius
Matilda to celebrate
ROALD DAHL DAY



TIME:
AT:

Dear ,
as an **ABSOLUTELY MARVELLOUS KID**,
you are invited to a party
with world-renowned
genius Matilda to celebrate
ROALD DAHL DAY




TIME:
AT:

Dear ,
as an **ABSOLUTELY MARVELLOUS KID**,
you are invited to a party
with world-renowned
genius Matilda to celebrate
ROALD DAHL DAY



TIME:
AT:

Dear ,
as an **ABSOLUTELY MARVELLOUS KID**,
you are invited to a party
with world-renowned
genius Matilda to celebrate
ROALD DAHL DAY



TIME:
AT:




Roald Dahl PARTY HATS

If required, **ask a grown-up to help**. Cut along the dotted lines and fold over the edges, and slot the fold in. Glue down the folded part and pop the hat on to your guest's head.

Add some elastic or string if they've got a wiggly noggin.

CUT
along the
DOTTED
LINES!

USE
PRITT
STICK
HERE



COLOUR
ME IN!
PHOTOCOPY
THIS SHEET IF
YOU NEED
MORE.

CUT
HERE



#RoaldDahlDay
@Roald_Dahl
www.roalddahl.com





Dress up to make life more MARVELLOUS



Dress up as your favourite Roald Dahl character and celebrate the world's Number One Storyteller with a **Dahlicious Dress-Up Day** to support Roald Dahl's Marvellous Children's Charity.

By donating £1 or more you can help us fund more Roald Dahl Nurses to help seriously ill children and their families access specialist children's nurses and family support.

Dahlicious Dressing up Tips



Create a Croc-tastic costume

Dress up as your favourite Roald Dahl character

We've got 10 minute wonders and tips if you have a little more time to prepare your marvellous outfit



Need some more inspiration on how to dress up all Dahlicious?
Visit: www.dahliciousdressupday.org for costume guides and other marvellous resources

Pay in your donation



Thank you for being truly MARVELLOUS and supporting our charity

You can send us a cheque, or make a splendiferous donation online.

Visit:
www.dahliciousdressupday.org or get in touch with a friendly human bean:

E. dahlicious@roalddahlcharity.org
T. 01494 890 465

Psst! Don't forget to send us your school name and postcode so we can send you a Thank You certificate.

Your support can help families facing serious illness

Roald Dahl Nurse Jennifer provides expert care to Urte and her family



Request a School Talk

We just love visiting schools and talking about the incredible work our Roald Dahl Nurses do across the UK. Bring your Roald Dahl Day to life with a talk from a charity representative. We may even be able to bring our lovable charity mascot, Marvin the Marvellous Crocodile along too!



E. dahlicious@roalddahlcharity.org

Roald Dahl's Marvellous Children's Charity Registered Charity No: 1137409. Company Limited by Guarantee in England and Wales No: 7340518.

Registered address: Montague House, 23 Woodside Road, Amersham, Buckinghamshire, HP6 6AA.

Illustrations © Quentin Blake. Roald Dahl is a registered trademark of Roald Dahl Nominee Ltd.

Roald Dahl Day lesson - The Power of Words

13th September 2019

Join BBC Teach in celebrating Roald Dahl Day with a very special interactive lesson aimed at primary school pupils aged 7 - 11.

In this 35-minute programme, made available exclusively on BBC Teach at 8am on 13th September, we're exploring the concept of being brave, standing up for what you believe in and using the power of words to change the world around you.



Produced in partnership with **Puffin Schools**, this lesson features extracts from Roald Dahl texts read by some famous faces to encourage pupils to think about characterisation, conflict in storytelling and persuasive language.

Watch free online throughout the day on **bbc.co.uk/teach** at a time convenient to you and join in LIVE by sharing your students' work with us via email and social media. A selection of the students' contributions will be reflected live on the BBC Teach website.

How to get involved

A full lesson guide for teachers and accompanying activity sheets will be made available on the BBC Teach website closer to the day.

We need your ideas! At the beginning of the show, we'll be asking students all over the country to think about a time that they've been brave, using that episode from their lives to create their very own characters and stories. This could be anything from moving to a new house or the first time they've been on a roller coaster.

Send your students' ideas in to **teach.bbc@bbc.co.uk** with the subject **Roald Dahl Day** on or before **4th September** and they could be featured in the show. If you're going to be watching, send in the name of your school and class and you could see it mentioned on the show.

Write with MATILDA

“You witless weed!” A character’s **personality** can be revealed in what they say. Miss Trunchbull is an angry and cruel head teacher who uses lots of creative insults!

“You ignorant little slug!”
“You witless weed!”
“You empty-headed hamster!”
“You stupid glob of glue!”
“You bursting blister!”
“You moth-eaten maggot!”



Look at Miss Trunchbull’s speech below.

“It makes me vomit,” she went on, “to think that I am going to have to put up with a load of garbage like you in my school for the next six years.”

Imagine one of the children is brave enough to reply to Miss Trunchbull. **What would they say?**

.....

.....

.....

.....

.....

.....

Can you make up your own creative insults?

Use the ideas box for extra help.

IDEAS BOX

MOULDY INSECT grimy creeping
stinking roach LEAKING RAT pit of mud
HORRIBLE PIECE OF ROT TRAIL OF SLIME

This activity has been taken from the book *Roald Dahl’s Creative Writing with Matilda: How to Write Spellbinding Speech* (pages 18–19).

Four different characters are speaking below. What do you think each character's personality is like? **Write your ideas underneath each quote.**

*"Oh my gawd! What's happened to me!
I look terrible! I look just like you gone wrong!"*

*"What piffle is this you are talking, madam?
You must be out of your mind!"*

*"And don't worry about the bits you can't
understand. Sit back and allow the words
to wash around you, like music."*

*"I . . . I . . . I simply put the fourteen down
in my head and multiply it by nineteen.
I'm afraid I don't know how else to explain it."*

Characters can say the same thing in lots of different ways. **Write a sentence of speech for each character below. Remember to use correct punctuation.**

A child in the playground asks a friend what is wrong.

.....

.....

A zookeeper asks an elephant what is wrong.

.....

.....

A burglar asks a policeman what is wrong.

.....

.....


*His speech was never
very delicate but
Matilda was used to it.*



#RoaldDahlDay
@Roald_Dahl
www.roalddahl.com




FLOATING FEAT



When **Miss Trunchbull** wrongly accuses her of putting a newt in the water jug, **Matilda** feels a strange sense of power. She uses that power to tip over a water glass without touching it, spilling it on her horrible head teacher!

YOU WILL NEED:

- TISSUE PAPER
- A PEN
- SCISSORS
- A BALLOON
- A WOOLLEN JUMPER OR SOME FAKE FUR
- OPTIONAL: FEATHERS AND SMALL POLYSTYRENE BALLS




TOP TIP

Use the **same process** to lift up feathers and polystyrene balls.

What to do:


1

Use tissue paper and a pen to **trace over the newt shown above twice**, then cut them out.




2

Blow up the balloon and **rub it** with the jumper or fake fur for **at least 20 seconds**.




3

Hold the balloon **near your hair**. If you **feel your hair moving towards it**, then the balloon is ready!



4

Hold the balloon **above** the newts. Command, '**Lift up! Lift up!**' and amaze your audience as the newts float up without you touching them!



Matilda's PHENOMENAL FACT

While performing this trick, you discovered **static electricity** – a **stationary electric charge produced by friction** (when two objects rub together). When you rubbed the balloon, **electrons jumped from the material onto it**. These **electrons produced the force** that pulled on the paper newts, lifting them up!



This activity has been taken from the book *Matilda's How to be a Genius* (pages 36–37).




Matilda's Wonderful WORD QUIZ



MATILDA IS A WHIZZ WITH WORDS!

Can you find all the **words** hidden in the word search below?



**MATILDA
CRUNCHEM
NEWT
MAGIC**

**MISS TRUNCHBULL
MISS HONEY
PIGTAILS
EXTRAORDINARY**



#RoaldDahlDay
@Roald_Dahl
www.roalddahl.com



Scare MISS TRUNCHBULL

Matilda and her classmates cleverly use a **newt** to scare **Miss Trunchbull**.

Now you can make your very own! Follow the steps below to create a frightening amphibian.




STEP 1: Cut out the body.
Be careful to only cut out the outline – the dotted lines show you where to fold the shape later.

STEP 2: Decorate your newt's body!

STEP 3: Fold your newt's body along the dotted lines (one middle crease and two side folds). Here's where we need to be careful... Cut along the newt's spine: cutting along the middle crease up to the side folds. The side folds will come together to form the belly of the newt underneath his spine. Glue these two side fold pieces together. You now have the slinky body of your newt!

STEP 4: Now it's time to give your newt a head and legs. Be creative! You can use all sorts of things, for example pipe cleaners to make its legs and coloured card for its head.

STEP 5: Decorate your newt!
Add a pair of wobbly eyes and some sparkling sequins to give it shine. You could even cut out some ribbon to give it a tongue!



Competition:

MATILDA'S NEW CLASSMATE

Matilda is **incredibly brave** and **brilliant** – but she can't defeat the Trunchbull on her own! It takes the help of her fellow classmates to truly triumph! Can you help Matilda by giving her a new classmate to join her adventures? Draw a new classmate for Matilda and write a short paragraph about them. What is their name? What do they like doing? What don't they like? **Be creative!**

HOW TO ENTER:

Use the next page for your entry. Don't forget to clearly fill in your school's contact details and post your entries to **Roald Dahl Matilda Competition**, Puffin Books, 80 Strand, London, WC2R ORL by **Friday 18th October!**

THE JUDGES:

A panel of judges including a member of the Roald Dahl Story Company, a book cover designer at Puffin Books and a representative from *Matilda The Musical* will be selecting the winner!

THE PRIZES:

Win tickets to *Matilda The Musical*, a full set of Roald Dahl books for your school and a Quentin Blake print of Matilda at 30. Full terms and conditions at: <http://bit.ly/Matilda2019Comp>

WHAT THE JUDGES ARE LOOKING FOR:

Imagination – be creative!

Really think about what unique attributes you can give to your character. Why would this classmate be a good addition to Matilda's class and how would they help Matilda defeat Miss Trunchbull? Think about giving dimension to your character by giving them an interesting backstory!

Meet the characters from the book and get inspired!



Matilda Wormwood

An extraordinary child at the centre of our story. She's got a magical mind, loves reading and isn't afraid to stand up for what's right.




Bruce Bogtrotter

The boy who dares to steal a slice of the Trunchbull's chocolate cake. When she challenges him to conquer the entire cake, he succeeds!




Lavender

Matilda's best friend. She is gutsy and adventurous, just like Matilda, and is very good at playing brilliant tricks on unsuspecting grown-ups.



Miss Honey

Matilda's kind class teacher who wants to help her and make others realize how brilliant she is.



Miss Trunchbull

Matilda's hulking and horrifying headmistress, who thinks all her pupils are rotten little stinkers.



Mr & Mrs Wormwood

Matilda's very stupid and despicable parents who show absolutely no interest in her at all.



#RoaldDahlDay
@Roald_Dahl
www.roalddahl.com





Competition ENTRY PAGE



Large empty rectangular box for drawing or writing.

Five horizontal dotted lines for writing.

Name: Age: School:

Email/Contact:



#RoaldDahlDay
@Roald_Dahl
www.roalddahl.com



TOP TIP!

Make sure to use **Pritt** to stick everything down

Book Cover COLLAGE



MATILDA LOVES READING!

Can you **create a cover for a book** that you think Matilda would like to pick up and read? Use old newspapers and magazines to create a collage on the blank cover below. Use your imagination, it can be a cover for a book you've read – or it can be a cover for a book you've made up yourself!

Write a few lines about your chosen book – why do you like this book and/or what is the story about?

.....

.....

.....

.....

.....

.....

.....

.....

.....

.....


.....

.....

.....

.....

.....



#RoaldDahlDay
@Roald_Dahl
www.roalddahl.com



Matilda: THE MUSICAL

NOW IN ITS 8TH YEAR AT THE CAMBRIDGE THEATRE IN LONDON!

For booking details and more information on the extensive education programme,
visit www.matildathemusical.com

MATILDA THE MUSICAL 'SCHOOL SONG'

BIG KIDS:


And so you think you're **A**ble
To survive this mess
By **B**eing a prince or a princess,
You will soon **S**EE
There's no escaping trage**D**y.
And **E**ven
If you put in heaps of **E**FFort,
You're just wasting ener**G**Y,
'Coz your life as you know it is
ANCient history.
I have suffered in this **G**Aol.
Have been trapped inside this
CAge for ages.
This living '**E**LL.
But if I try I can rem**E**mber,
Back before my life had **E**NDed,
Before my happy days were **O**ver,
Before I first heard the
PEaling of the bell.
Like you, I was **C**URious,
So innocent, I **A**SKed a thousand questions,
But unles**S** you want to suffer
Listen up and I will **T**Each you a thing or
two.
YOU listen here, my dear, you'll be
Punished so se**V**erely if you
Step out of line. And if you cry
it will be **D**DOUBLE,
YOU should stay out of trouble,
And remember to be e**X**tre mely careful.
NIGEL: Why?
BIG KIDS: **W**HY?
PETER: Why? Did you hear what he said?
BIG KIDS: Just you wait for phy**S**-ED!

CAN YOU
SPOT THE
ALPHABET?



SING-A-LONG ON SOUNDCLOUD:

uk.matildathemusical.com/sights-sounds/audio/
Alternatively, the official cast recording is
available on Spotify.






Matilda the Musical lyrics © Tim Minchin, 2010. Published by Navel Enterprises Pty Ltd/Administered by Kobalt Music Services Australia Pty Ltd
Photography by Manuel Harlan. © Royal Shakespeare Company.

Matilda's Brilliant BOOKMARKS

CREATE YOUR VERY OWN BOOKMARKS!

Colour in the bookmarks below, then cut along the lines – and you'll have your very own **personalized bookmarks** to use when you read!



CUT along the **LINES!** ✂



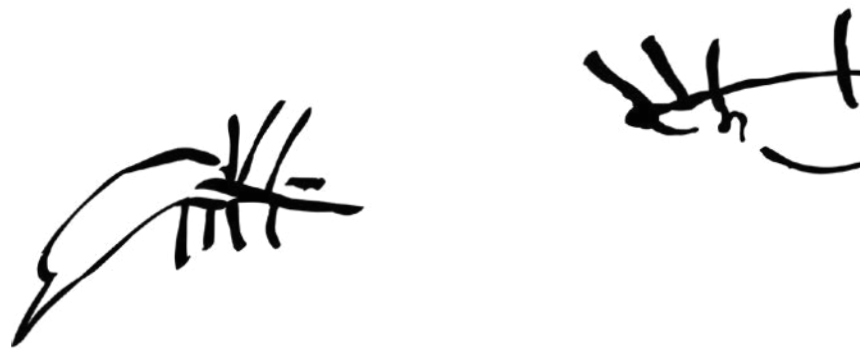
#RoaldDahlDay
@Roald_Dahl
www.roalddahl.com



Roly-Poly Bird


CRAFT ACTIVITY

Use lots of lovely craft supplies to create '**A beautiful blue Roly-Poly Bird flying across a big blue sky**'. Make a collage of his extraordinarily colourful tail! You can use feathers, paper, pipe cleaners and more!





Celebrate
Roald Dahl Day with
your titchy toddler!
Introduce them to
colours and the
alphabet with these
two new board
books!



#RoaldDahlDay
@Roald_Dahl
www.roalddahl.com






Watch out for THE WITCHES

WATCH OUT - THERE MAY BE WITCHES ABOUT!

You've just stolen a bottle of Formula 86 from the Grand High Witch! Make your way through the maze with the bottle to escape. Be careful not to get caught!



#RoaldDahlDay
@Roald_Dahl
www.roalddahl.com




How to spot A WITCH

Witches dress in ordinary clothes and look like ordinary women but there are some subtle signs you can look out for that may save your life if you encounter one! Read the extract from *The Witches* and look at the picture below to learn how to spot a witch.

As far as children are concerned, a REAL WITCH is easily the most dangerous of all the living creatures on earth. What makes her doubly dangerous is the fact that she doesn't look dangerous. Even when you know all the secrets (you will hear about those in a minute), you can still never be quite sure whether it is a witch you are gazing at or just a kind lady. If a tiger were able to make himself look like a large dog with a waggy tail, you would probably go up and pat him on the head. And that would be the end of you. It is the same with witches. They all look like nice ladies.

For all you know, a witch might be living next door to you right now.

Oh, if only there were a way of telling for sure whether a woman was a witch or not, then we could round them all up and put them in the meat-grinder. Unhappily, there is no such way. But there are a number of little signals you can look out for, little quirky habits that all witches have in common, and if you know about these, if you remember them always, then you might just possibly manage to escape from being squelched before you are very much older.



**WANT TO LEARN MORE ABOUT HOW TO AVOID A WITCH? READ THE REST
IN ROALD DAHL'S *THE WITCHES*.**



#RoaldDahlDay
@Roald_Dahl
www.roalddahl.com



MAKE WONDERFUL ROALD DAHL DAY CLASSROOM CRAFTS WITH YPO & PRITT!

Make sure you've got your Pritt handy so you can create classroom displays, stick together a newt to terrify The Trunchbull and put the finishing touches to your party hat!



736775: POWER PRITT
GLUE STICKS

700258: PRITT STICKS -
PACK OF 10

750389: PRITT COMPACT GLUE
ROLLER

Find out how
to make a newt
to scare The
Trunchbull on
page 12!



In association with
ypo

FIND EVERYTHING YOU NEED TO MAKE YOUR VERY OWN NEWT AT YPO!

**200
PLUS
50 FREE**

YPO is proud to sponsor our third Roald Dahl party pack. We can provide all of your phizz-whizzing resources to help you and your class bring the world of Roald Dahl to life.

To celebrate **Pritt's 50th Birthday** YPO is running a limited, extra special offer. Order 200 Pritt Sticks, receive 50 FREE!



CODE: 739940



VISIT WWW.YPO.CO.UK/ROALDDAHL OR CALL 01924 834 960 FOR EVERYTHING
YOU NEED FOR THE BEST PARTY EVER!





CONGRATULATIONS

to
for being ABSOLUTELY MARVELLOUS
and taking part in a genius-making

ROALD DAHL DAY 2019

Signed by: Date:





Be EXTRAORDINARY with Matilda

